

Annual Activity Survey for Marshland High School

Welcome to the 2024 Children's Services Annual Activity Survey!

This survey provides information about the first destinations of young people who have reached the statutory school leaving age in the summer of 2024. This year, we've seen an increase of **546** young people surveyed this year compared to last year making this years cohort a total of **9,821**.

A big thank you goes out to the dedicated staff at schools, colleges, and sixth forms, as well as Norfolk County Council's Advisers, Keeping in Touch Team, and the Post 16 Education, Employment and Training Team for their hard work and efforts to make this survey possible. It's important to remember that all young people are expected to continue their education or training until at least 18 years old. Therefore, the figures regarding those "in learning" are a key focus of this report.

We are pleased to report that this year has seen an increase in the number of young people entering **full-time education and in learning**. However, we are concerned about a decline in the overall number of apprenticeships. Despite the rise in full-time education and in learning, the larger cohort this year has led to an increase in the percentage of NEET (Not in Education, Employment, or Training) young people, which has risen by **1.35%** compared to last year's figure. This represents an increase of **132 NEET** young people from last year.

Karin Porter
Post 16 Education, Employment and Training Service Manager

2024 Headline Figures - Analysis for Norfolk

Norfolk Year 11 Count



The total number of Year 11 students in Norfolk's schools for the academic year

2023 - 2024

9,821

Full Time Education



The percentage of young people that moved into **full time education**

2023	88.16%
2024	89.60%

In Learning Percentage



The overall **in-learning** percentage


2023	92.72%
2024	93.24%

Apprenticeships




APPRENTICESHIPS

Apprenticeships and Employment with Training



2023	4.40%
2024	3.38%

NEET



The percentage of young people who are **NEET**

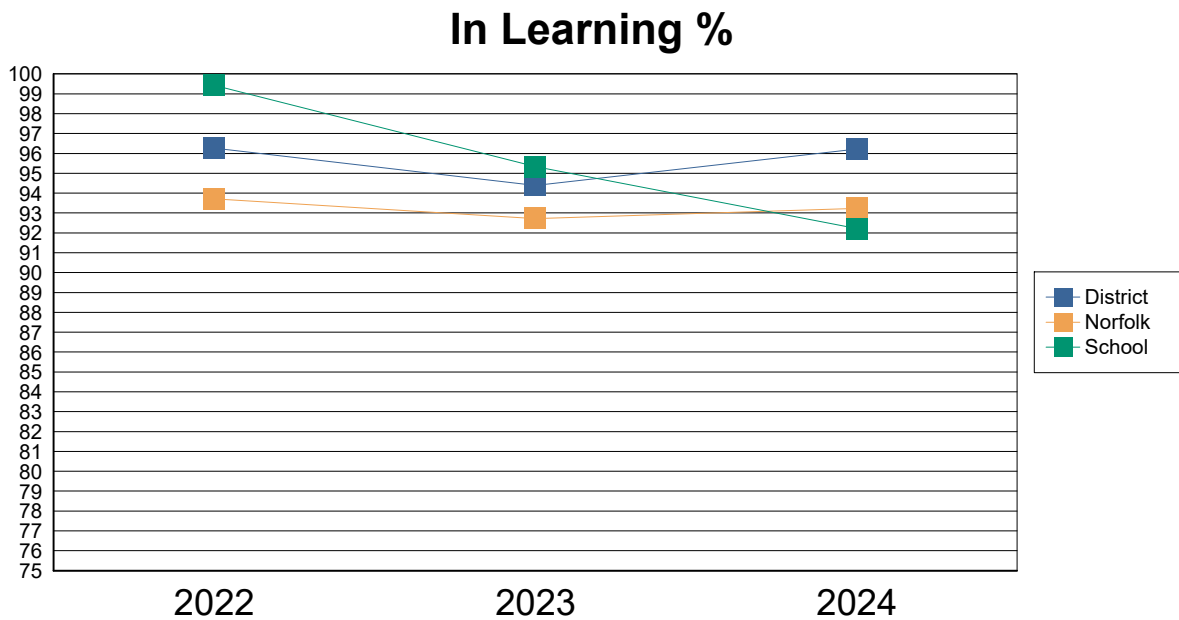
2023	1.74%
2024	3.09%

Marshland High School

Your Top 6 Provider Destinations in 2024

College of West Anglia	106
Springwood High School	25
6th Form/College outside Norfolk	9
King Edward VII Academy	4
The College of West Anglia - Isle Campu	3
Easton College	1

In Learning Destinations - Comparison over 3 Years



Activity Breakdown Last Three Years

	2024		2023		2022	
Cohort	167		150		177	
Full Time Education	150	89.82%	130	87.00%	167	94.35%
Full Time Training	0	0.00%	0	0.00%	0	0.00%
Apprenticeship	4	2.40%	13	9.00%	9	5.08%
Employment with Training	0	0.00%	0	0.00%	0	0.00%
Working towards participation	1	0.60%	0	0.00%	0	0.00%
Employment without Training	4	2.40%	3	2.00%	0	0.00%
Wrk Towards participation (NEET)	0	0.00%	0	0.00%	0	0.00%
Not settled (active)	2	1.20%	0	0.00%	0	0.00%
Temporary Break(NEET)	1	0.60%	0	0.00%	0	0.00%
Not settled (active - NEET)	4	2.40%	0	0.00%	1	0.56%
Not settled (not active-NEET)	0	0.00%	0	0.00%	0	0.00%
Unknown	1	0.60%	4	2.67%	0	0.00%

Marshland High School Destination Categories

*Some young people in our cohort do not identify as either "Male" or "Female". Therefore, the "All" column may not be equal to the two columns combined.

Full time Education	All		Female		Male	
School sixth form	30	17.96%	13	43.33%	17	56.67%
Further education	113	67.66%	56	49.56%	57	50.44%
Other post 16 education	7	4.19%	4	57.14%	3	42.86%
Full time Education Total	150	89.82%	73	48.67%	77	51.33%
Apprenticeship	All		Female		Male	
Apprenticeship	4	2.40%	0	0.00%	4	100.00%
Apprenticeship Total	4	2.40%	0	0.00%	4	100.00%
Working towards participation	All		Female		Male	
Re-engagement Provision	1	0.60%	1	100.00%	0	0.00%
Working towards participation Total	1	0.60%	1	100.00%	0	0.00%
Employment without training	All		Female		Male	
Employment no training	3	1.80%	0	0.00%	3	100.00%
Employment with non-accredited training	1	0.60%	0	0.00%	1	100.00%
Employment without training Total	4	2.40%	0	0.00%	4	100.00%
Not settled (active in the labour market)	All		Female		Male	
Part time employment	2	1.20%	1	50.00%	1	50.00%
Not settled (active in the labour market) Total	2	1.20%	1	50.00%	1	50.00%
Temporary break from learning(NEET)	All		Female		Male	
Not Available - Pregnant	1	0.60%	1	100.00%	0	0.00%
Temporary break from learning(NEET) Total	1	0.60%	1	100.00%	0	0.00%
Not settled (active in the labour market-NEET)	All		Female		Male	
Seeking employment, education or training	4	2.40%	2	50.00%	2	50.00%
Not settled (active in the labour market-NEET) Total	4	2.40%	2	50.00%	2	50.00%
Current activity not established	All		Female		Male	
Cannot be contacted - all attempts failed	1	0.60%	0	0.00%	1	100.00%
Current activity not established Total	1	0.60%	0	0.00%	1	100.00%
Total	167		78	46.71%	89	53.29%

September Guarantee Offers	Total
Offer Made	149
Going Into Employment without Training	4
Considering Options/Not Yet Applied For Learning	1
Application Made	8
Guarantee Status Not Recorded	5
Total	167

Marshland High School Destination Categories for EHCP and SEN Support Students

Full time Education	All	EHCP	SEN Support
School sixth form	30	0 0.00%	0 0.00%
Further education	113	2 1.40%	9 7.96%
Other post 16 education	7	0 1.33%	1 14.29%
Full time Education Total	150	2 1.33%	10 6.67%
Apprenticeship	All	EHCP	SEN Support
Apprenticeship	4	0 0.00%	1 25.00%
Apprenticeship Total	4	0 0.00%	1 25.00%
Working towards participation	All	EHCP	SEN Support
Re-engagement Provision	1	0 0.00%	0 0.00%
Working towards participation Total	1	0 0.00%	0 0.00%
Employment without training	All	EHCP	SEN Support
Employment no training	3	1 33.33%	0 0.00%
Employment with non-accredited training	1	0 25.00%	0 0.00%
Employment without training Total	4	1 25.00%	0 0.00%
Not settled (active in the labour market)	All	EHCP	SEN Support
Part time employment	2	0 0.00%	0 0.00%
Not settled (active in the labour market) Total	2	0 0.00%	0 0.00%
Temporary break from learning(NEET)	All	EHCP	SEN Support
Not Available - Pregnant	1	0 0.00%	0 0.00%
Temporary break from learning(NEET) Total	1	0 0.00%	0 0.00%
Not settled (active in the labour market-NEET)	All	EHCP	SEN Support
Seeking employment, education or training	4	0 0.00%	0 0.00%
Not settled (active in the labour market-NEET) Total	4	0 0.00%	0 0.00%
Current activity not established	All	EHCP	SEN Support
Cannot be contacted - all attempts failed	1	0 0.00%	0 0.00%
Current activity not established Total	1	0 0.00%	0 0.00%
Total	167	3 1.80%	11 6.59%

Norfolk Destination Categories

Full time Education	8800	89.60%
Full time Training	25	0.25%
Apprenticeship	311	3.17%
Employment combined with training	21	0.21%
Working towards participation	35	0.36%
Employment without training	160	1.63%
Not settled (active in the labour market)	46	0.47%
Working towards participation(NEET)	4	0.04%
Temporary break from learning(NEET)	29	0.30%
Not settled (active in the labour market-NEET)	264	2.69%
Not settled (not active in the labour market-NEET)	6	0.06%
Current activity not established	118	1.20%
Other	2	0.02%
Total	9821	