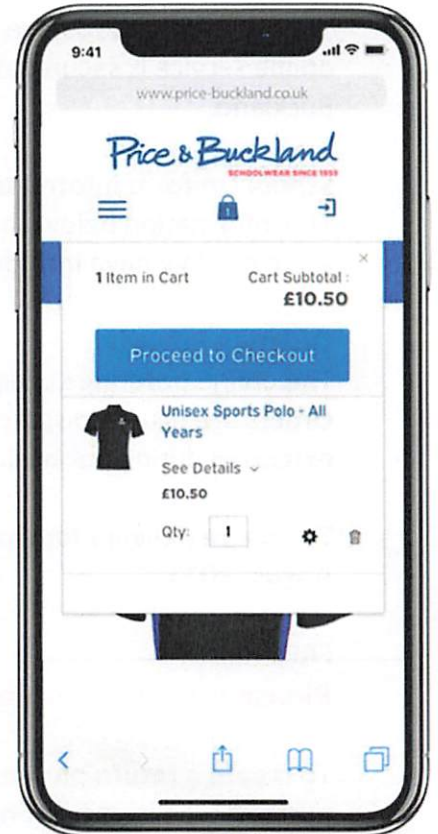
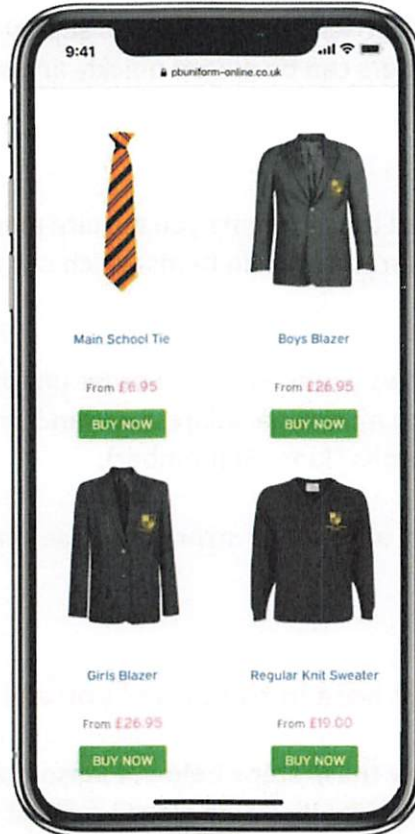
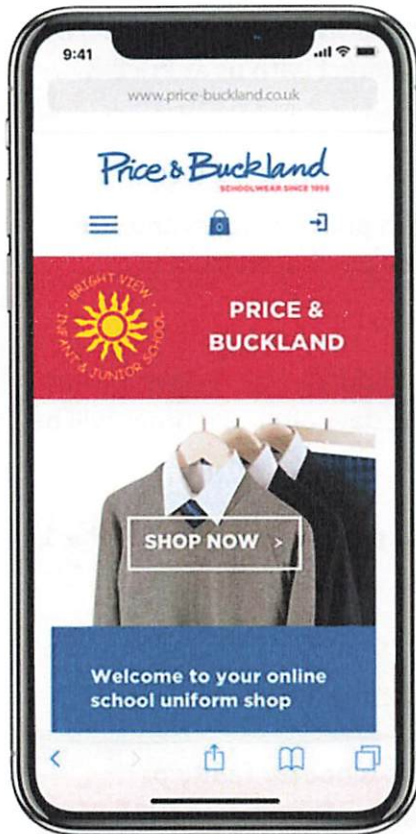


# Price & Buckland

SCHOOLWEAR SINCE 1959



## Marshland High School



**Scan Me!**



[www.price-buckland.co.uk](http://www.price-buckland.co.uk)

# Marshland High School

## Uniform Information

Price & Buckland  
SCHOOLWEAR SINCE 1959

Dear Parent/Carer,

We are delighted to have been chosen by the school to supply your uniform and sportswear. Our online service is secure, and orders can be placed quickly and safely, direct with us at Price & Buckland.

### School Uniform Information

The information below shows all the garments you require along with prices, colours and sizes available. We have included a variety of plain items which can also be purchased from us.

### Ordering Process

The online ordering service allows you to view and order uniform 24 hours a day, 7 days a week. Orders are usually dispatched to a personal address within 5 working days although times will be extended during our busier months (June- September).

**To ensure delivery for the start of term we strongly advise that you place your orders by the 1<sup>st</sup> August 2023.**

### FREE Returns

**Please include your delivery note in the parcel you are returning to us.**

**To create a return please follow these steps below. Please note this is not for faulty or personalised items. For help with faulty items please contact Customer Services on 0115 964 0827 or email [webenquiry@price-buckland.co.uk](mailto:webenquiry@price-buckland.co.uk).**

1. Log into your account
2. Select My Returns
3. Select the order in the dropdown box below and click Return
4. Tick the product that you wish to return or the item you should have received, select the quantity from the drop down, and then select a reason and item condition
5. Select a Return Resolution. Unless we have sent you an incorrect item that was not one you ordered, please select refund
6. If you wish to provide more information please add a message at the bottom of the request, and if necessary, attach photos
7. Click **submit request**
8. Follow the Royal Mail instructions

We hope you find the service both easy and convenient to use.

Many thanks,

The Price & Buckland Team

**To view your online shop visit:**  
**[www.pbuniform-online.co.uk/marshlandhigh](http://www.pbuniform-online.co.uk/marshlandhigh)**

\*Errors and Omissions Excepted



**Register now to receive updates regarding availability of stock and delivery information**



## How to order

**Go to your school's online shop by visiting the school finder located on the Price and Buckland website or by scanning the QR code on the front page.**

**Browse the range and add items to your basket. Go to the checkout and enter your details. Await your order.**



## How to pay

**We accept the following payment methods:**



Your card will be charged at the time of your order.



## How to contact us

### Email Us



Email [webenquiry@price-buckland.co.uk](mailto:webenquiry@price-buckland.co.uk)  
Stating your order number followed by your query.

### Phone Us



Call 0115 964 0827  
To speak to one our customer service team



### Online Contact Form

Complete our online contact form on  
[www.price-buckland.co.uk](http://www.price-buckland.co.uk)



## Delivery & Returns

### Standard Delivery

Our standard delivery service will be despatched within 5 working days. Delivery times may be extended during our busy summer period (June-September).

### FREE Returns

**Please include your delivery note in the parcel you are returning to us.**

To create a return please follow these steps below. Please note this is not for faulty or personalised items. For help with faulty items please contact Customer Services on 0115 964 0827 or email [webenquiry@price-buckland.co.uk](mailto:webenquiry@price-buckland.co.uk).

1. Log into your account
2. Select My Returns
3. Select the order in the dropdown box below and click Return
4. Tick the product that you wish to return or the item you should have received, select the quantity from the drop down, and then select a reason and item condition
5. Select a Return Resolution. Unless we have sent you an incorrect item that was not one you ordered, please select refund
6. If you wish to provide more information please add a message at the bottom of the request, and if necessary, attach photos
7. Click submit request
8. Follow the Royal Mail instructions

**Price & Buckland**  
SCHOOLWEAR SINCE 1959

# Marshland High School

## Uniform Information

| Uniform - Compulsory Years 7-11 - only available from P&B   |   |                                     |        |
|---|---|-------------------------------------|--------|
| Product   | Description   | Size                                | Price  |
| 9616A14078  | Boys Jacket With Piping & Logo<br>Dark Grey/Royal   | 28" -36"                            | £33.95 |
|   |   | 38" - 48" (price includes VAT)      | £41.00 |
| 9216A14078  | Girls Jacket With Piping & Logo<br>Dark Grey/Royal  | 28" - 36"                           | £33.95 |
|   |   | 38" - 48" (price includes VAT)      | £41.00 |
| 9920D14079*   | Boys Trousers With Logo<br>Dark Grey<br>Available in 3 Length Options   | 22"-26"                             | £15.75 |
|   |   | 28" - 44" (price includes VAT)      | £18.90 |
| 9940D14079*   | Girls Trousers With Logo<br>Dark Grey<br>Available in 3 Length Options  | 22"-26"                             | £15.75 |
|   |   | 28" - 44" (price includes VAT)      | £18.90 |
| 33005D14079   | Knife Pleat Skirt With Logo<br>Grey Granite Tartan<br>Available in 3 Length Options   | 22"-26"                             | £21.00 |
|   |   | 28" - 44" (price includes VAT)      | £24.50 |
| MARS854PMARS0007  | <u>House Ties - Royal with</u><br>Red Heron & Stripes - Shakespeare 854A<br>Green Heron & Stripes -Newton 854B<br>Yellow Heron & Stripes - Churchill 854C<br>Blue Heron & Stripes - Gainsborough 854D | 16" Clip On<br>(price includes VAT) | £9.20  |
| * All trousers and skirts come with an adjustable waist and in 3 different lengths. Trousers length may be altered at home to suit your child, using a hemming tape such as Wundaweb or Kbond, or by sewing them.   |   |                                     |        |
| <p>Parents of new intake students will be provided with a Voucher code entitling them to the following FOC:</p> <p style="text-align: center;"> <b>1 x Boys or Girls Jacket</b><br/> <b>1 Skirt or Pair of Trousers</b><br/> <b>1 x House Tie</b> </p> <p>THE CODE IS SPECIFIC TO YOUR CHILD &amp; CANNOT BE SHARED/SWAPPED. Additional items may be added to your order when using the code, the value of the cheapest garment will be deducted at the checkout and the parent/carer will pay the balance.</p> |   |                                     |        |
| Uniform - Optional for all year groups only available from P&B  |   |                                     |        |
| 4651PMARS0007   | Fine Knit Sweater<br>Dark Grey/Royal  | 28" -32"                            | £16.00 |
|   |   | 34-46" (price includes VAT)         | £19.20 |
| PE Kit - may purchase from P&B or High Street - refer to School Policy  |   |                                     |        |
| 2011PMARS0007   | PE Polo Shirt - White - no logo   | 30" - 36" (S)                       | £9.00  |
|   |   | 38" - 46" (price includes VAT)      | £10.50 |
| 6300PMARS0007   | Microtech PE Shorts - Black - no Logo   | 9/10 - 13Yrs                        | £6.50  |
|   |   | Sml - XL (price includes VAT)       | £8.00  |


To view your online shop visit:  
[www.pbuniform-online.co.uk/marshlandhigh](http://www.pbuniform-online.co.uk/marshlandhigh)

\*Errors and Omissions Excepted

# HOW TO MEASURE YOUR CHILD

Price & Buckland Schoolwear has been created with the growing child in mind and for a comfortable fit. It is generous in size and durable.

We always recommend checking your child's measurements before buying by using our top tips to ensure the best fit.



## 1 HEIGHT

Without shoes, with the back against the wall place feet together flat on the floor. Measure from the top of the head to the ground.

## 2 NECK

Measure around the base of the neck where the shirt collar would normally sit. Leave a little room for comfort.

## 3 CHEST

Measure the chest at the fullest part placing the tape close up under the arms.

## 4 WAIST

Measure around the natural waistline, at the narrowest part. Leave a little extra room for comfort.

## 5 HIPS

Standing straight, with heels together, measure around the fullest part.

## 6 INSIDE LEG

In bare feet take the measurement from the top of the inside leg to the floor.

